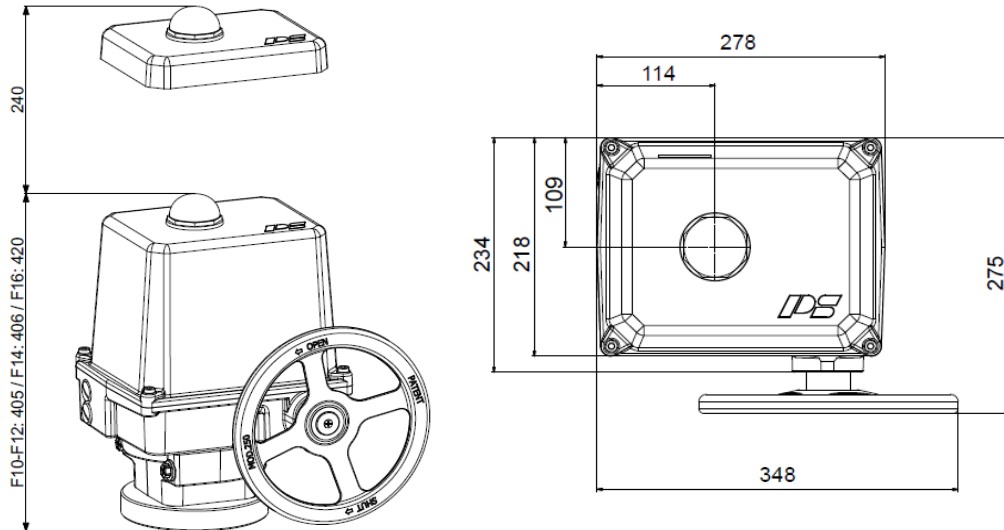


Electric Quarter Turn Actuator

PSQ1003



weight: approx. 27 kg without accessories

1000 Nm
Switching Torque)¹

29 s - 120 s
Operating Time/90°

Flange
F10/F12/F14/F16

Modulating Actuator
Class C
EN ISO 22153

Enclosure IP67
EN 60529

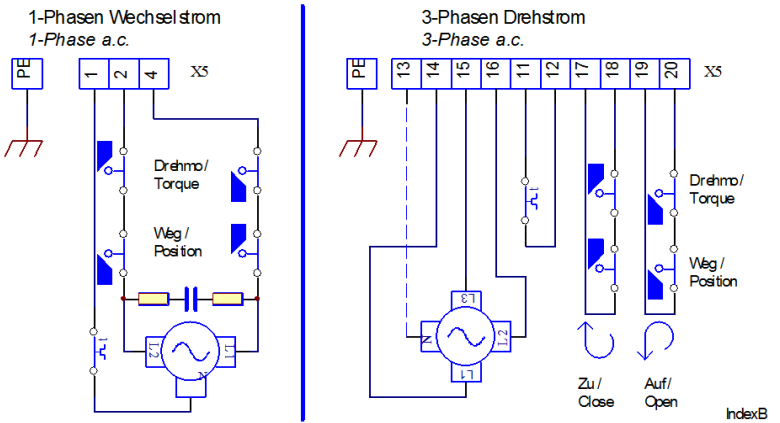
Operating Time/90°	29s [50Hz] / 24s [60Hz]					PSQ1003 1000Nm
Power Supply [V]	230 VAC 1~	115 VAC 1~	24 VAC 1~	400 V 3~	24 VDC	
Frequency [Hz]	50 / 60	50 / 60				
Rated Current [A]	1.5	3				
Maximum Current [A]	2	4				
Power Consumption) ² [W]	300	300				
Duty Cycle IEC 60034-1	S2 15min / S4 50% ED @ 1200c/h					
Ambient Temperature [°C]	-20°C to +80°C (S2) / -20°C to +60°C (S4)					
Overvoltage Category	II					
Motor Protection	Thermo Switch					
Operating Time/90°	43s [50Hz] / 36s [60Hz]			60 s / 50 s	43 s	PSQ1003 1000Nm
Power Supply [V]	230 VAC 1~	115 VAC 1~	24 VAC 1~	400 V 3~	24 VDC	
Frequency [Hz]	50 / 60	50 / 60		50 / 60	-	
Rated Current [A]	1.4	2.8		0,7	6,2	
Maximum Current [A]	1.9	3.8		1	50	
Power Consumption) ² [W]	290	290		190	150	
Duty Cycle IEC 60034-1	S2 30min / S4 50% ED @ 1200c/h			see left		
Ambient Temperature [°C]	-20°C to +80°C (S2) / -20°C to +60°C (S4)			see left		
Overvoltage Category	II			see left		
Motor Protection	Thermo Switch			see left	Multifuse	
Operating Time/90°	93s [50Hz] / 77s [60Hz]				120 s	PSQ1003 1000Nm
Power Supply [V]	230 VAC 1~	115 VAC 1~	24 VAC 1~	400 V 3~	24 VDC	
Frequency [Hz]	50 / 60	50 / 60	50 / 60	50 / 60	-	
Rated Current [A]	0.7	1.4	6	0.23	4	
Maximum Current [A]	1.3	2.6	8	0.27	8	
Power Consumption) ² [W]	160	160	140	107	100	
Duty Cycle IEC 60034-1	S2 30min / S4 50% ED @ 1200c/h					
Ambient Temperature [°C]	-20°C to +80°C (S2) / -20°C to +60°C (S4)					
Overvoltage Category	II					
Motor Protection	Thermo Switch) ³					

)¹ = Permissible average thrust over the entire travel is 50% of the max. thrust

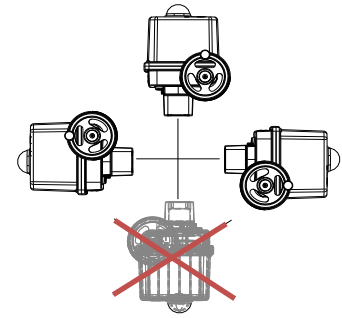
)² = at switching torque and 50 Hz

)³ = Thermo switch must be wired externally at 400 VAC 3~

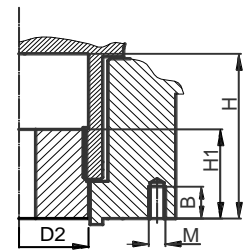
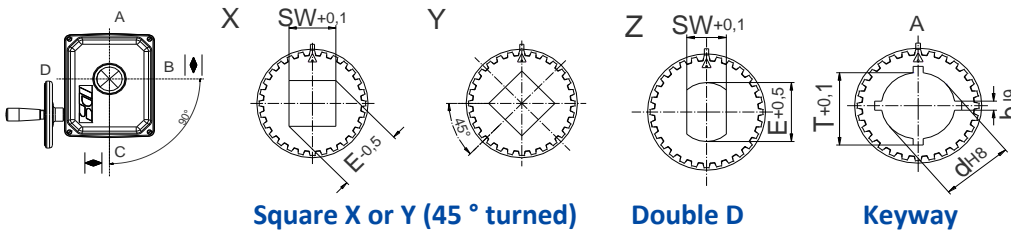
Wiring Diagramm



Mounting Position



Available Drive Bushes



Please check drive bushes datasheet for available sizes!
Other customized drive bushes on request!

	F12	F14
D2	66	66
H	80	80
H1	48	48
M	M12	M16
B	18	24

Accessories/ Options	Power Supply	230 VAC 1~	115 VAC 1~	24 VAC 1~	400 V 3~	24 VDC
	Add'l Position Switches 2WE	•	•	•	•	•
	Add'l Position Switches Gold	•	•	•	•	•
	Add'l Torque Switches 2DE	•	•	•	•	•
	Add'l Torque Switches Gold	•	•	•	•	•
	Positioner PSAP	•	•) ⁴	•) ⁴	•) ⁵	
	Position Transmitter PSPT	•	•	•	•	•
	Space Heater HR	•	•	•	•) ⁶	•
Potentiometer PD	•	•	•	•	•	
Reversing Starter WSM				•		
Contactors 01						
Increased enclosure IP	IP68) ⁷ incl. Heating Resistor and Corrosion Protection K2					

For more information and accessories, visit our website www.ps-automation.com!

• = available, for further information see respective datasheet

)⁴ = PSAP with external relay required

)⁵ = only to be used with reversing starter contactor

)⁶ = supply voltage 24 V or 115-230 V possible

)⁷ = IP68, no ingress of dust and suitable for continuous immersion in water up to 6 m and 96 h

Subject to changes!