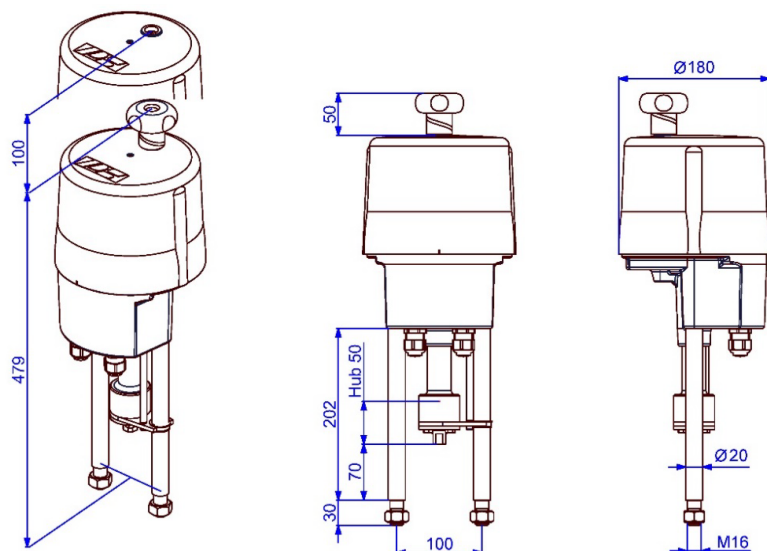


Electric Linear Actuator

PSL201



Dimensions are only valid up to and including connection M12!

1 kN
Max. Thrust)¹

0.25 - 1.0 mm/s
Operating Speed

max. 50 mm
Stroke

Modulating Actuator
Class C
acc. to DIN EN ISO 22153

Enclosure IP65
acc. to EN 60529

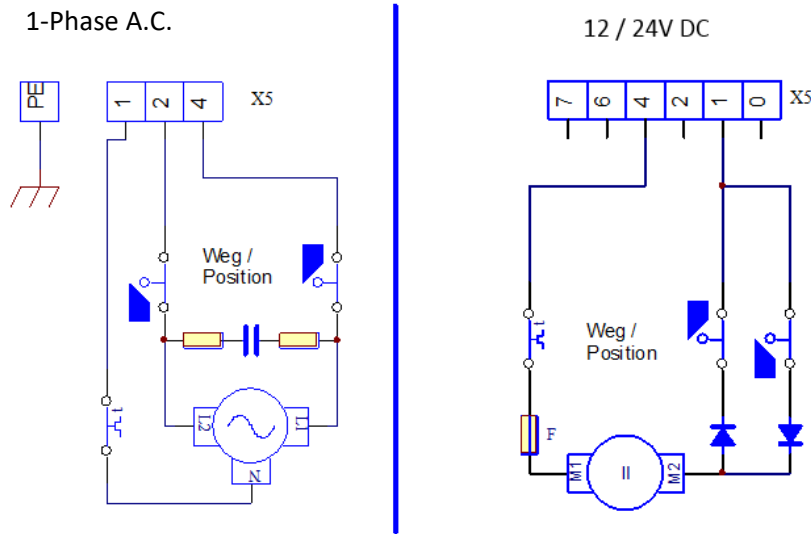
Approx. weight: 4.4 kg without accessories

Velocity	0.25 mm/s [50 Hz] / 0.3 mm/s [60 Hz]					PSL201 1 kN
Power Supply [V]	230 VAC 1~	115 VAC 1~	24 VAC 1~	400 V 3~	24 VDC	
Frequency [Hz]	50 / 60	50 / 60	50 / 60			
Normal Current [A]	0.03	0.07	0.33			
Maximum Current [A]	0.04	0.08	0.4			
Power Consumption) ² [W]	8	8	8			
Duty Cycle IEC 60034-1	S2 30 min / S4 50% ED - 1200c/h					
Ambient Temperature [°C]	-20°C to +80°C (S2) / -20°C to +60°C (S4)					
Overvoltage Category	II					
Motor Protection	blockable					
Velocity					1 mm/s	PSL201.1 1 kN
Power Supply [V]	230 VAC 1~	115 VAC 1~	24 VAC 1~	400 V 3~	24 VDC	
Frequency [Hz]					-	
Normal Current [A]					0.3	
Maximum Current [A]					2.5	
Power Consumption) ² [W]					7.2	
Duty Cycle IEC 60034-1					S2 30 min @25°C	
Ambient Temperature [°C]					see above	
Overvoltage Category					II	
Motor Protection					Multifuse	
Standard	Description					Standard Equipment
Cable Glands	2 pcs. ISO M20 x 1.5					

)¹ = Permissible average thrust over the entire travel is 50% of the max. thrust

)² = at max. thrust

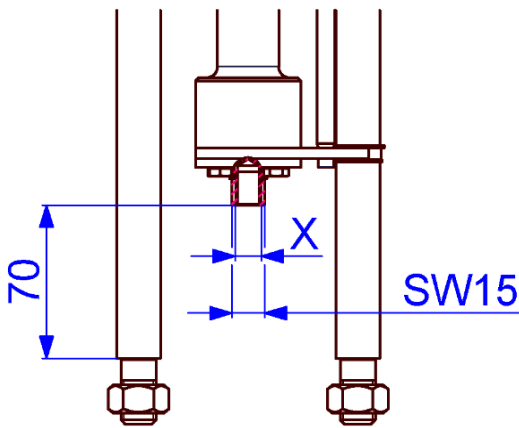
Electrical Connection Plan



Dimensions of the PS-Standard-Adaptation

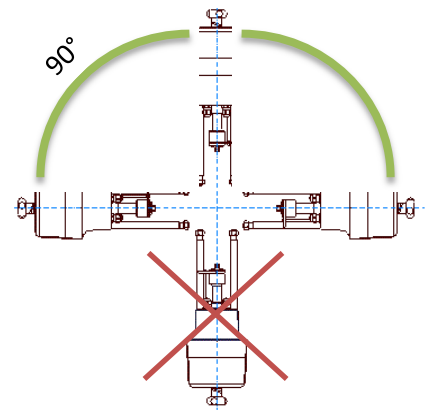
Connection Thread X

Mounting Position



M8	Optional
M10	Optional
M12	Standard
M14	Optional
M16	Optional

Fine threads and other sizes on request!



Accessories/ Options	Power Supply		230 VAC 1~	115 VAC 1~	24 VAC 1 ~	400 V 3~	24 VDC
	Add'l Position Switches	2WE	•	•	•		•
	Add'l Position Switches	2WE	•	•	•		•
	Gold	Gold					
	Positioner	PSAP	•	•	•		
	Position Transmitter	PSPT	•	•	•		•
	Heating Resistor	HR	•	•	•		•
	Potentiometer	PD	•	•	•		•
	Reversing Starter Contactor	WSM01					
	IP67 Metal Cover	IP67	Increase of enclosure to IP67				see left
IP68 Metal Cover	IP68	IP68) ³ incl. heating resistor					see left

• available, for further information see respective datasheet
³ = IP68, no ingress of dust and suitable for continuous immersion in water up to 6 m and 96 h

For more information and accessories, please visit our website www.ps-automation.com!

Subject to changes!