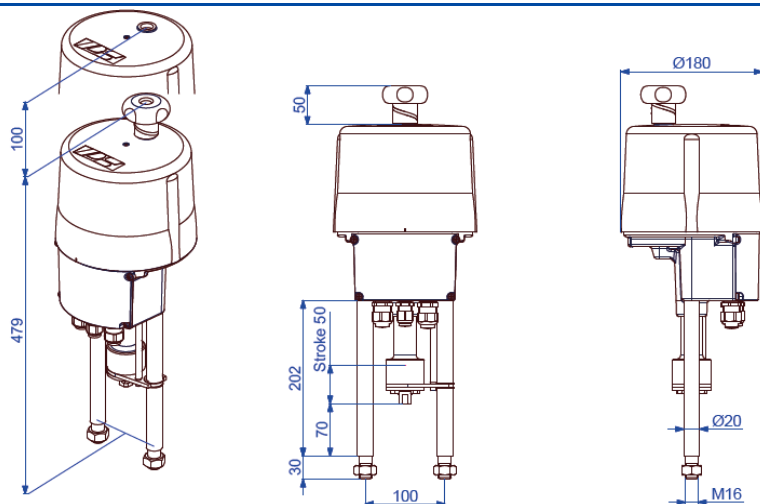


Intelligent Linear Actuator

PSL202
AMS11



Approx. weight: 8 kg without accessories

Dimensions are only valid up to and including connection M12!

Positioner integrated

2.3 kN

Max. thrust)¹

0.45 - 2.0 mm/s

Operating speed

max. 50 mm

stroke

Modulating actuator
Class C acc. to DIN EN ISO 22153

Enclosure IP65

acc. to EN 60529

Operating speed	0.45 - 0.9 mm/s (adjustable)			
Power supply [V]	230 VAC 1~	115 VAC 1~	24 VAC/DC	360...575 VAC 3~) ²
Nominal current) ⁴ [A]	0.07	0.15	0.7(AC) / 0.4(DC)	0.08) ³
Max. current) ⁴ [A]	0.1	0.2	0.9(AC) / 0.6(DC)	0.11) ³
Power consumption) ⁵ [W]	13	13	12(AC) / 11(DC)	22) ³
Operating speed	1.0 - 2.0 mm/s (adjustable)			
Power supply [V]	230 VAC 1~	115 VAC 1~	24 VAC/DC	360...575 VAC 3~) ²
Nominal current) ⁴ [A]	0.22	0.44	2.1(AC) / 1.3(DC)	0.1) ³
Max. current) ⁴ [A]	0.29	0.57	2.7(AC) / 1.7(DC)	0.13) ³
Power consumption) ⁵ [W]	38	38	35(AC) / 32(DC)	47) ³

Standard	Description
Ambient temperature [°C]	-20 to +60 °C
Motor protection	Electronic motor current monitoring with safety cut-off
Overvoltage category	II
Break away force	Adjustable up to + 50% nominal force
Duty cycle IEC 60034-1,8	S2 30 min S4 50% ED @ 25°C
Set value and feedback	0 (4)..20 mA or 0 (2)..10 V selectable, split range operation
Binary control	24 V - 230 V for ON/OFF control (min. duration of pulse 1s)
Valve positioner function	Integrated positioner, deadband adjustable from 0.5 .. 5%, shut-off minimum
Automatic start-up	Recognizing the end position(s) and autoscaling set and feedback values
Internal fault monitoring	Torque, set value, temperature, power supply, positioning deviation etc., adjustable
Fault indication relay FIR	Potential-free opening contact provides a freely definable collective fault signal.
Diagnostics function	Stores cumulated operation data (motor and total running time, number of motor starts) and data sets of current values (set value, feedback value, torque, temperature and error messages)
Communication interface	Connecting to a USB port and a software, allows data reading and parametrisation
Cable glands	2 pcs. M20 x 1,5 and 1 pcs. M16 x 1,5

)¹ = permissible average thrustover the entire travel is 50% of the max. thrust

)² = max. input voltage range

)³ = at 400 V 3~ and 50 Hz

)⁴ = data may vary depending on accessories

)⁵ = at max. thrust, data may vary depending on accessories

PSL202 AMS11

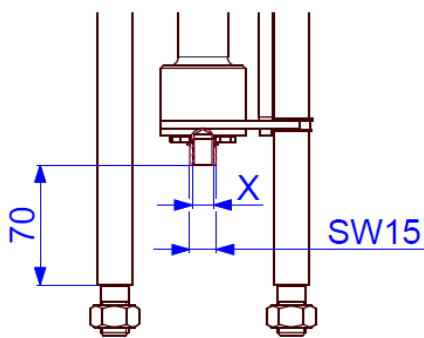
Standard equipment

Electrical connection plan

1-Phasen Wechselspannung / DC 1-Phase AC / DC																	3-Phasen 3-Phase AC														
1	2	3	4	5	6	7	8	9	10	11	12	13	14	15	16	17	18	19	20	21	22	23	+	RJ-45 TTL	Taster Button	L1	L2	L3	PE		
↕	↕	↕	↕	↕	↕	↕	↕	↕	↕	↕	↕	↕	↕	↕	↕	↕	↕	↕	↕	↕	↕	↕	↕	↕	↕	↕	↕	↕	↕	↕	↕
+0(2) -10V	+0(4) -20 mA	GND	+0(2) -10V	+0(4) -20 mA	GND	24 VDC	max Last / max Load 100 mA bei / at 24 VDC	L+ AUF/OPEN	N-	L+ ZU/CLOSE	N-	N- (24V AC/DC - 230VAC) L+ (24V AC/DC - 230VAC)	N- (24V AC/DC - 230VAC) L+ (24V AC/DC - 230VAC)	21 - 40 VDC / 100 mA	+0(2) -10V	+0(4) -20 mA	GND	(Option)	(Option)	(Option)	(Option)	L+ (siehe Typenschild/ see tag plate)	N- (siehe Typenschild/ see tag plate)	PE	(Option)		400 VAC	400 VAC	400 VAC	Schutzerleiter / protective conductor	
Sollwert-Eingang	Aktive Positions-rückmeldung	Störmeldung potentialfrei	Binäre Ansteuerung	Netz-ausfall-signal	Ver-sor-gung	Istwert	Zu / Closed	Auf / Open	Wegschalter potentialfreier Kontakt	Versorgungs-spannung	Feldbus-Anschluß	PC Kommu-nikation	Inbetrieb-nahme	Versorgungs-spannung							Power supply voltage	Fieldbus interface	PC communication	Com-missic-ning	Versorgungs-spannung					Schaltnetzteil	
Set value input	Active position feedback	Monitor relay potential-free	Binary input signals	Fail safe signal	Supply	Actual value	Position switch potential-free contact																								

Galvanisch getrennt / Galvanically isolated 1 kV Process-Sensor 8013170 - S-217_G

Dimensions of the PS standard adaptation

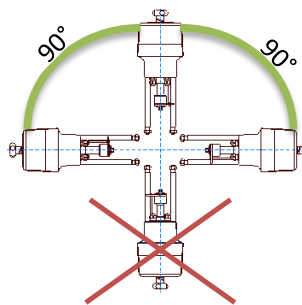


Connection Thread X

M8	Optional
M10	Optional
M12	Standard
M14	Optional
M16	Optional

Fine threaded and other sizes on request!

Mounting position



Accessories/options

Add'l position switches	2WE	Potential-free additional position switches with silver contacts (0.1 A - 10 A switching current)
Add'l position switches gold	2WE Gold	Potential-free additional position switches with gold contacts (0.1 mA - 100 mA switching current)
Integrated process controller	PSIC	Enables the autonomous control of a process so that an external controller is not required.
Fail-safe*	PSCP	Emergency power supply based on supercapacitors, safety position OPEN, CLOSED or free defined position
Fieldbus interface*		Digital transmission of nominal and actual value per mill or percent, report of monitoring and diagnostic data using Profibus DP (PSPDP) or CANOpen (PSCA) interfaces, additional interfaces available on request.
Local control*	PSC.2	Illuminated display to show the actuator status and lockable selector to switch between modes: automatic, manual process ON/OFF, STOP and parameter menu. Control buttons for manual movement, menu operation and adjustment of parameters, display of diagnostic information.
Remote local control		Mounting separately from the actuator (incl. 10 m connection cable)
Data cable	PSCS-USB	USB data cable enables the communication between the actuator and a PC by using the software PSCS.
Fail-safe port*	FSP	Signal port to drive to a "safety position", selectable fail-safe position, standard 24 - 230 V.
IP67		Increased enclosure IP67
Heating resistor	HR	Heating resistor to prevent condensation

*not retrofittable

For more information and accessories, please visit our website www.ps-automation.com!

Subject to changes!