

# PSQx03

**The robust quarter-turn actuator - improved retrofitting!**

Completely revised: Increased reliability, durability and installation convenience




**Main frame** highly torsion-resistant

Easier adjustment of **switching cams**



Easier mounting of **additional position switches-board** (tool-free)

Easier mounting and dismounting of **main board** (tool-free)



Improved internal **cable routing** for accessories

Easier mounting of **additional torque switches**

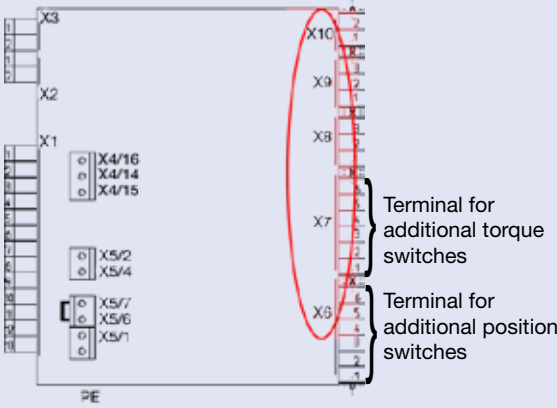
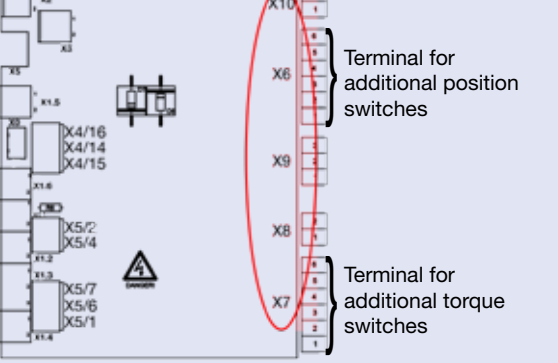
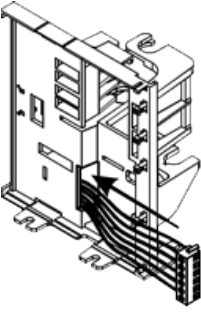

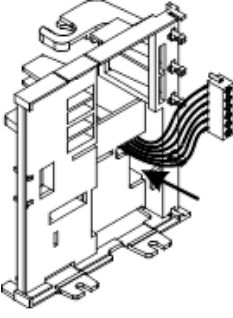
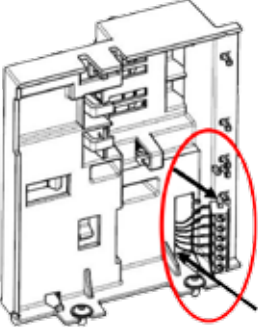


Easy mounting of **terminals** for accessories



# PSQx03

## Comparison PSQx02/PSQx03

New features	PSQx02 (old model)	PSQx03 (new model)
Terminal layout	 <p>Terminal for additional torque switches</p> <p>Terminal for additional position switches</p>	 <p>Terminal for additional position switches</p> <p>Terminal for additional torque switches</p> <p><b>Attention! Terminal layout X6-X10 has changed!</b></p>
Mounting of additional position switches	 <p>Insert additional position switches in relevant slots <b>by using appropriate tools</b> until the locking device clicks into place.</p>	 <p>Insert additional position switches-board <b>without using any tools</b> in relevant slots until the locking device clicks into place.</p>
Terminal for mounting of additional torque switches	 <p>Insert terminal to main frame as shown in the picture until it clicks into place.</p>	 <p>Insert terminal to main frame as shown in the picture until it clicks into place.</p> <p><b>Attention! Changed terminal layout!</b></p>
Accessories	<p><b>Attention!</b> Please only use accessories appropriate for PSQx02 and the relevant instructions.</p>	<p><b>Attention!</b> The following accessories resp. their installation have changed compared to model x02:</p> <ul style="list-style-type: none"> <li>- Additional position switches</li> <li>- Potentiometer</li> <li>- Heating resistor</li> </ul> <p>Please pay attention when retrofitting accessories of PSQx03 actuators. For operation and mounting, please use appropriate PSQx03 instructions.</p>